

RET 500 - OPH 500/700

OPTICAL **PRECISION** AND
HIGH-QUALITY ILLUMINATION
ENSURES YOU THE **BEST**
POSSIBLE DIAGNOSIS



OPH 500 / OPH 700 / RET 500

OPHTHALMOSCOPES / RETINOSCOPE

Range of apertures, graticules and filters



OPH 500 - PROFESSIONAL OPHTHALMOSCOPE

ULTIMATE CONTROL

- Easier and quicker exams with the positive action maywheel
- Lenses, graticules and filters can all be introduced at the touch of a fingertip

XENON ILLUMINATION

- Brighter and whiter light. Long lasting bulbs

COMPREHENSIVE LENS RANGE +29D TO -30D

- Easy examination for all types of ocular structures
- An adaptability for several patient/user prescriptions

INCLUDED

- Handle, Lithium battery, case, 1 bulb spare



OPH 700 - SPECIALIST OPHTHALMOSCOPE

THE WORLD'S FINEST DIRECT OPHTHALMOSCOPE

- Ergonomic and slim design offers you a comfortable fit
- The slimline handle is perfectly shaped and balanced

HIGH QUALITY ILLUMINATION

- The quality optics gives you an undeniable brightness
- Ideal to view through cloudy media and cataracts

WIDEST RANGE +44D TO -45D

- Wide lens range ensures that you can make optimal diagnosis in any situation

NEW COBALT BLUE FILTER

- Effective detection and examination of corneal scars and abrasions

INCLUDED

- Handle, Lithium battery, case, 1 bulb spare



RET 500 - PROFESSIONAL COMBI RETINOSCOPE

THE FIRST TRULY BIMODAL RETINOSCOPE

- High performance with a streak retinoscope

NEUTRALIZATION CHECK

- Express confirmation of neutralization
- Possibility to change the beam from divergent to convergent to check the accuracy of the neutral point

TWO POSITION APERTURE

- Controllable aperture for brightness: 4 mm or 1.7 mm
- Top-quality resolution of the retinal reflex

INCLUDED

- Handle, Lithium battery, case, 1 bulb spare



OPHRET 5 KIT

KIT OPHTHALMOSCOPE RETINOSCOPE
WITH CHARGER

OPH 500 + RET 500 + PSU 500



OPHRET 7 KIT

PREMIUM KIT OPHTHALMOSCOPE RETINOSCOPE
WITH CHARGER

OPH 700 + RET 500 + PSU 500



PSU 500

LITHIUM-ION DOUBLE CHARGER

- Instrument always ready for use
- Ultimate for long examinations
- LED display for instant indication
- Over two hours of continuous use












OPH 500 Case



RET 500 Case

CHARACTERISTICS		OPH 500	OPH 700	RET 500
Lens range		+29D to -30D	+44D to -45D	-
Range of apertures		-	-	4mm to 1.7mm
Range of filters				
Spare bulbs		OPH 50001	OPH 70001	RET 50001
Brow rest	Long	-	-	RET 50002
	Short	-	-	RET 50003
Batteries / Spares		PSU 50004		
Handle sleeves		4 colors: PSU 50005 (blue, orange, green, black)		
Single charger		Mini Lithium charger: PSU 400		
Double charger		Lithium-ion double charger: PSU 500		

Product apertures, graticules and filters

- 
Wide angle: Illuminates the largest area of fundus for the best general diagnosis through a dilated pupil.
- 
Intermediate: Easier access through undilated pupils and peripheral examination. Ideal for pediatric examination.
- 
Macular: For examination of the macular region of the fundus where a larger beam would create excessive pupillary reaction or patient discomfort.
- 
Slit: To determine retinal elevations and depressions; can also be used to assess anterior chamber depth.
- 
Glaucoma: Projects a graticule onto the retina to assess the optic cup/disc ratio as an aid to glaucoma diagnosis.
- 
Fixation Cross: Projects a graticule onto the retina for assessment of the degree and direction of eccentric fixation.
- 
Red Free and Fixation Cross: Is for vessel examination with a fixation cross for assessment of eccentric fixation.
- 
Red Free: Used to examine blood vessels in fine detail. Blood vessels are silhouetted black against a dark green background.
- 
Cobalt Blue: Use with fluorescein dye for examination of corneal scars and abrasions.



Essilor Instruments USA
 8600 W. Catalpa Avenue, Suite 703
 Chicago, IL 60656 - USA
 Phone: 855.393.4647
 Email: info@essilorinstrumentsusa.com
 www.essilorinstrumentsusa.com

Your local distributor: